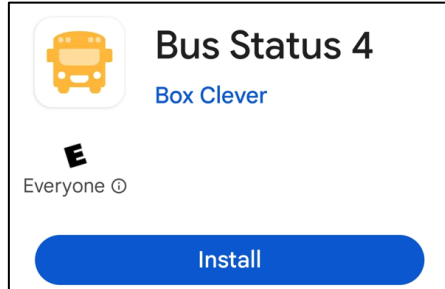
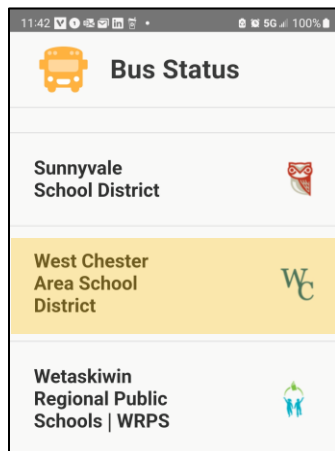
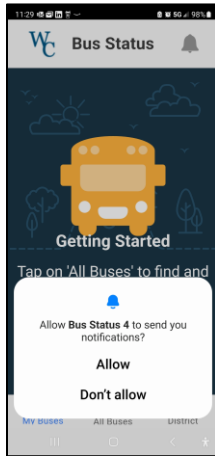


1. **Search "Bus Status 4"** on the App Store or Google Play to download the *Bus Status 4* app by Box Clever or scan the QR Codes.



2. **Open the app**, select **Allow Notifications**, and scroll down to select **West Chester Area School District** from the list.



3. **Go to All Buses. Tap the star to add** a bus to *My Buses*. You'll receive a notification when one of your buses is Delayed, Cancelled, or Early. **Tap the bell icon** to see general Notifications.

