


# It's Time to Order Your 2024-2025 E.N. PEIRCE MIDDLE SCHOOL YEARBOOK!



1. Go to <https://shop.memorybook.com>

2. **ALL USERS** will have to register/create a new account every year even if you created one last year – sorry!

a. **School Code: 136774M**

MEMORY BOOK *Justins*

## Login

New User? Click here to register [Register](#)

Email Address \*

MEMORY BOOK *Justins*

## Register as a new user

User Details

First Name \*

Last Name \*

Email Address \*

School Code \*

Password \*

Confirm Password \*

Please double check the e-mail address you have entered. This is the address to which we will send your order confirmation. It also serves as your unique username. By clicking on the "Submit" button, you agree to Memory Book Company terms of use.

Submit Cancel

I'm not a robot

3. Then, "Log in" with those credentials.

MEMORY BOOK *Justins*

## Login

New User? Click here to register [Register](#)

Email Address \*

Password \*

School Code \*

Log In

[Forgot password?](#)

4. You will be taken to the main screen. Here you will order your yearbook. Click on "Order Now." Click Order Now next to Standard Yearbook in the Available Yearbooks list.

- Confirm the quantity of books you want.
- Choose your child's grade & homeroom teacher, NOT their Pride Period (advisory) teacher.**
- Once you are done, click on "Add/Update Cart".



Last Day of Standard Book Sales: **12/04/2023**  
 Last Day of Personalized Book Sales: **12/02/2023**  
 Last Day of Ad Sales: **12/01/2023**

[? Help](#)

### Available Yearbooks

[Order Now](#) Standard Book

---

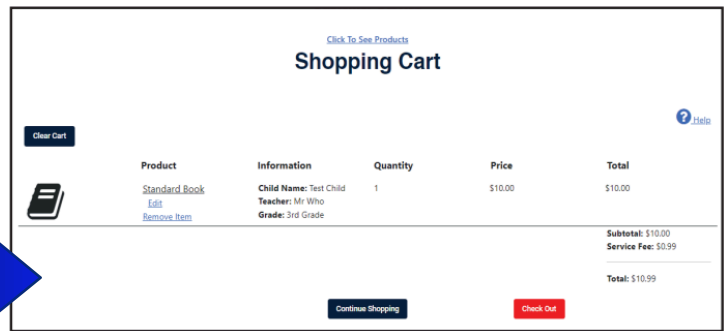
[Order Now](#) Standard Yearbook Donation  
*Donate a standard book to a student.*

---

[Order Now](#) Yearbook with Student Photo Personalized Cover

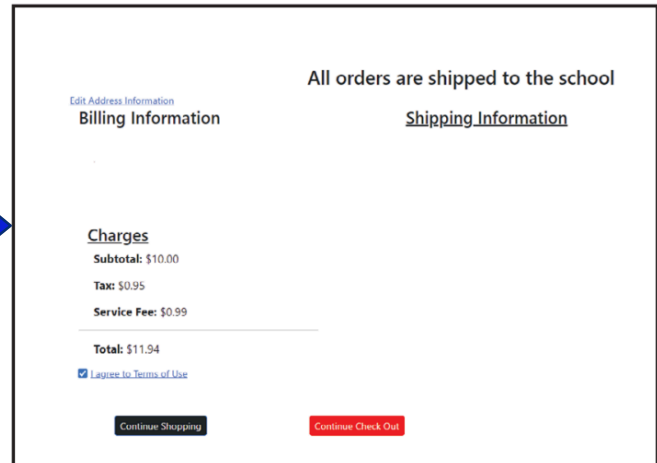
5. Review your shopping cart to make sure your information is correct. If more items need to be added, click continue shopping.

- a. Once you have all the items you need in the shopping cart, click Check Out.

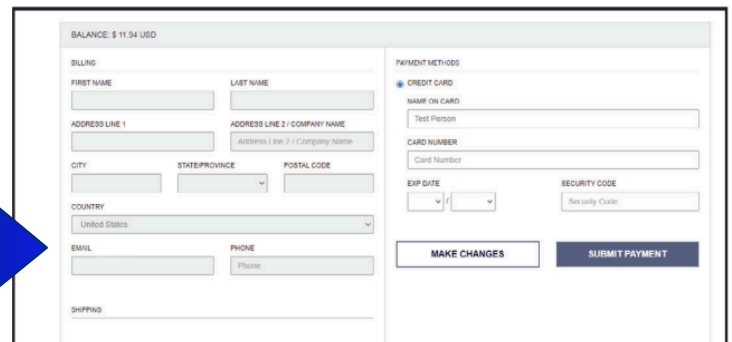


6. Enter your name and home address information.

- a. All yearbooks will be delivered to PMS come June.
- b. Click I agree to Terms of Use, then click Continue Check Out.




7. Double check that your Billing address information is correct. If adjustments are needed, click Make Changes. If the information is correct, enter your payment method information and click Submit Payment.



8. When your order is successful, you will come to an Order Receipt screen. You will receive an email with your order receipt. You can also log in later and click Email Receipt to receive another copy in case the original is misplaced.

- a. YOU'RE DONE! 😊



**Thank you for ordering a 2024-2025 PMS Yearbook!**